









PHASE 8-A

 = TO BE PLACED AT ALL DRIVEWAYS IN WORK AREA AT THE SIDE/CORNER OF THE DRIVEWAY WITHOUT ANY OBSTRUCTION OF VIEWS



FLAGGERS MAY BE NEEDED DURING PEAK HOURS TO ASSIST WITH DRIVEWAYS

**LEGEND**

-  = WORK LIMITS
-  = CHANNELIZING DEVICE
-  = LANE IDENTIFICATION
-  = WATER FILLED BARRIER WALL